



Introductory sub-table (I)(a)


Name of the Company SVC RESOURCES LIMITED			
Scrip Code, Name of the scrip, class of security: 512449, SVCRES, Equity			
Quarter ended: 31st March, 2015			
Partly paid-up shares:-			
	No. of partly paid-up shares	As a % of total no. of partly paid-up shares	As a % of total no. of shares of the company
Held by promoter/promoter group		0.00	0
Held by public		0	0
Total - D	0	0	0
Outstanding convertible securities:-			
	No. of outstanding securities	As a % of total no. of outstanding convertible securities	As a % of total no. of shares of the company, assuming full conversion of the convertible securities
Held by promoter/promoter group		0	0
Held by public		0	0
Total - E	0	0	0
Warrants:-			
	No. of warrants	As a % of total no. of warrants	As a % of total no. of shares of the company, assuming full conversion of warrants
Held by promoter/promoter group		0	0
Held by public		0	0
Total - F	0	0	0
Total paid-up capital of the company, assuming full conversion of warrants and convertible securities		69,533,333	



Statement Showing Shareholding Pattern								
Category code	Category of Shareholder	Number of Shareholders	Table (I)(a)		Total shareholding as a percentage of total number of shares		Shares Pledged or otherwise encumbered	
			Total number of shares	Number of shares held in dematerialized form	As a percentage of (A+B) ¹	As a percentage of (A+B+C)	Number of shares	As a percentage
(I)	(II)	(III)	(IV)	(V)	(VI)	(VII)	(VIII)	(IX)= (VIII)/(IV)*100
(A)	Shareholding of Promoter and Promoter							
1	Indian							
(a)	Individuals/ Hindu Undivided Family	-	-	-	0.00	0.00	0	0.00
(b)	Central Government/ State Government(s)	-	-	-	0.00	0.00	0	0.00
(c)	Bodies Corporate	1	19,935,658	19,935,658	28.67	28.67	0	0.00
(d)	Financial Institutions/ Banks	-	-	-	0.00	0.00	0	0.00
(e)	Any Others(Specify)	-	-	-	0.00	0.00	0	0.00
(e-i)	Directors	-	-	-	0.00	0.00	0	0.00
(e-ii)	Director Relatives	-	-	-	0.00	0.00	0	0.00
(e-iii)	Person Acting in Concern	-	-	-	0.00	0.00	0	0.00
	Sub Total(A)(1)	1	19,935,658	19,935,658	28.67	28.67	0	0.00
2	Foreign							
a	Individuals (Non-Residents Individuals/ Foreign Individuals)	-	-	-	0.00	0.00	0	0.00
b	Bodies Corporate	-	-	-	0.00	0.00	0	0.00
c	Institutions	-	-	-	0.00	0.00	0	0.00
d	Qualified Foreign Investor	-	-	-	0.00	0.00	0	0.00
e	Any Others(Specify)	-	-	-	0.00	0.00	0	0.00
c-i		-	-	-	0.00	0.00	0	0.00
e-ii		-	-	-	0.00	0.00	0	0.00
	Sub Total(A)(2)	-	-	-	0.00	0.00	0	0.00
	Total Shareholding of Promoter and	1	19,935,658	19,935,658	28.67	28.67	0	0.00



(B)	Public shareholding							
1	Institutions							
(a)	Mutual Funds/ UTI	-	-	-	0.00	0.00		
(b)	Financial Institutions / Banks	-	-	-	0.00	0.00		
(c)	Central Government/ State Government(s)	-	-	-	0.00	0.00		
(d)	Venture Capital Funds	-	-	-	0.00	0.00		
(e)	Insurance Companies	-	-	-	0.00	0.00		
(f)	Foreign Institutional Investors	3	800,453	800,453	1.15	1.15		
(g)	Foreign Venture Capital Investors	-	-	-	0.00	0.00		
(h)	Qualified Foreign Investor	-	-	-	0.00	0.00		
(i)	Any Other (specify)	-	-	-	0.00	0.00		
(i-i)		-	-	-	0.00	0.00		
(i-ii)		-	-	-	0.00	0.00		
	Sub-Total (B)(1)	3	800,453	800,453	1.15	1.15		
B 2	Non-institutions							
(a)	Bodies Corporate	172	15,632,357	15,632,357	22.48	22.48		
(b)	Individuals	-	-	-	0.00	0.00		
I	Individuals -i. Individual shareholders holding nominal share capital up to Rs 1 lakh	3,247	12,582,260	12,582,260	18.10	18.10		
II	ii. Individual shareholders holding nominal share capital in excess of Rs. 1 lakh.	34	17,586,067	17,586,067	25.29	25.29		
(c)	Qualified Foreign Investor	-	-	-	0.00	0.00		
(d)	Any Other (specify)	-	-	-	0.00	0.00		
(d-i)	NRI (Repat & Non Repat)	15	518,376	518,376	0.75	0.75		
(d-ii)	OCB's	-	-	-	0.00	0.00		
(d-iii)	Trust	-	-	-	0.00	0.00		
(d-iv)	Hindu Undivided Family	137	1,745,291	1,745,291	2.51	2.51		
(d-v)	Employee	-	-	-	0.00	0.00		
(d-vi)	Clearing Members	6	732,871	732,871	1.05	1.05		
	Sub-Total (B)(2)	3,611	48,797,222	48,797,222	70.18	70.18	0	
(B)	Total Public Shareholding (B)= (B)(1)+(B)(2)	3,614	49,597,675	49,597,675	71.33	71.33		
	TOTAL (A)+(B)	3,615	69,533,333	69,533,333	100.00	100.00		
(C)	Shares held by Custodians and against which Depository Receipts have been issued							
1	Promoter and Promoter Group	-	-	-	0.00	0.00	0.00	
2	Public	-	-	-	0.00	0.00	0.00	
	Sub-Total (C)	-	-	-	0	0	0.00	
	GRAND TOTAL (A)+(B)+(C)	3,615	69,533,333	69,533,333	100.00	0	0.00	



Notes

1	The old board of directors (BoD) of SVC irregularly allotted 1,08,44,426 Equity Shares on May 8, 2013 to themselves, their relatives and associate companies. The Company Law Board vide its Order Dated June 12, 2013 read with Order dated May 10, 2013 froze these shares.
2	The old board of directors (BoD) of SVC further irregularly allotted 2,97,00,000 Equity Shares on August 5, 2013 to one of its associate company Subh Tex (India) Limited. The Bombay High Court vide its order dated August 26, 2013 has kept the allotment of these shares in abeyance and stated that these shares shall not be used for any purpose.
3	The company has filed a Company Petition No. 10 of 2014 before Company Law Board for cancellation of all irregular allotments.
4	The above irregularly allotted shares have not been considered while preparing this shareholding pattern.



(1)(b) Statement showing holding of securities (including shares, warrants, convertible securities) of persons belonging to the category “Promoter and Promoter Group”

Sr. No.	Name of the shareholder	Details of Shares held		Encumbered shares (*)			Details of warrants		Details of convertible securities		Total shares (including underlying shares assuming full conversion of warrants and convertible securities) as a % of diluted share capital
		Number of shares held	As a % of grand total (A)+(B)+(C)	No.	As a percentage	As a % of grand total (A)+(B)+(C) of sub-clause (I)(a)	Number of warrants held	As a % total number of warrants of the same class	Number of convertible securities held	As a % total number of convertible securities of the same class	
(I)	(II)	(III)	(IV)	(V)	(VI)=(V)/(III)*100	(VII)	(VIII)	(IX)	(X)	(XI)	(XII)
1	LORGAN LIFESTYLE LIMITED	19,935,658	28.67		0.00	0.00		0		0	
			0.00		0.00	0.00		0		0	
TOTAL		19,935,658	28.67	0	0.00	0.00	0	0	0	0	0

(*) The term “encumbrance” has the same meaning as assigned to it in regulation 28(3) of the SAST Regulations, 2011



(I)(c)(i) Statement showing holding of securities (including shares, warrants, convertible securities) of persons belonging to the category “Public” and holding more than 1% of the total number of shares

Sr. No.	Name of the shareholder	Number of shares held	Shares as a percentage of total number of shares {i.e., Grand Total (A)+(B)+(C) indicated in Statement at para (I)(a) above}	Details of warrants		Details of convertible securities		Total shares (including underlying shares assuming full conversion of warrants and convertible securities) as a % of diluted share capital
				Number of warrants held	As a % total number of warrants of the same class	Number of convertible securities held	% w.r.t total number of convertible securities of the same class	
1	ROHIT KHULLAR	3,756,081	5.40	0	0	0	0	
2	GURMINDER PAL SINGH ARNEJA	3,300,950	4.75	0	0	0	0	
3	MOHIT KHULLAR	2,509,000	3.61	0	0	0	0	
4	GLOBE FINCAP LIMITED	1,394,267	2.01	0	0	0	0	
5	VIMAL FINSTOCK PVT LTD	1,125,000	1.62	0	0	0	0	
6	ASHOK KUMAR GUPTA	10,33,020	1.49	0	0	0	0	
7	BHAJEE INFIN PRIVATE LIMITED	10,00,000	1.44	0	0	0	0	
8	MADHUKAR C. SHETH	8,94,006	1.29	0	0	0	0	
9	SHRI PARASRAM HOLDINGS PVT.LTD.	8,61,470	1.24	0	0	0	0	
10	PARMESH FINLEASE LIMITED	7,59,000	1.09	0	0	0	0	
TOTAL		12,085,298	23.93	0	0	0	0	0

(1)(c)(ii) Statement showing holding of securities (including shares, warrants, convertible securities) of persons (together with PAC) belonging to the category “Public” and holding more than 5% of the total number of shares of the company

Sr. No.	Name(s) of the shareholder(s) and the Persons Acting in Concert (PAC) with them	Number of shares	Shares as a percentage of total number of shares {i.e., Grand Total (A)+(B)+(C) indicated in Statement at para (I)(a) above}	Details of warrants		Details of convertible securities		Total shares (including underlying shares assuming full conversion of warrants and convertible securities) as a % of diluted share capital
				Number of warrants	As a % total number of warrants of the same class	Number of convertible securities held	% w.r.t total number of convertible securities of the same class	
1	ROHIT KHULLAR	3,756,081	5.40	0	0	0	0	
			0.00	0	0	0	0	
TOTAL		3,756,081	5.40	0	0	0	0	0

(II)(a) Statement showing details of Depository Receipts (DRs)

Sr. No.	Type of outstanding DR (ADRs, GDRs, SDRs, etc.)	Number of outstanding DRs	Number of shares underlying outstanding DRs	Shares underlying outstanding DRs as a percentage of total number of shares {i.e., Grand Total (A)+(B)+(C) indicated in Statement at para (I)(a) above}
1	Nil	0	0	0.00
TOTAL		0	0	0.00



(II)(b) Statement showing holding of Depository Receipts (DRs), where underlying shares held by "promoter/promoter group" are in excess of 1% of the total number of shares

Sr. No.	Name of the DR Holder	Type of outstanding DR (ADRs, GDRs, SDRs, etc.)	Number of shares underlying outstanding DRs	Shares underlying outstanding DRs as a percentage of total number of shares {i.e., Grand Total (A)+(B)+(C) indicated in Statement at para (I)(a) above}
1	NIL	0	0	0.00
TOTAL			0	0.00

