



Introductory sub-table (I)(a)


<b>Name of the Company</b> SVC RESOURCES LIMITED			
<b>Scrip Code, Name of the scrip, class of security:</b> 512449, SVCRES, EQUITY			
<b>Quarter ended:</b> June 30, 2014			
<b>Partly paid-up shares:-</b>			
	<b>No. of partly paid-up shares</b>	<b>As a % of total no. of partly paid-up shares</b>	<b>As a % of total no. of shares of the company</b>
Held by promoter/promoter group	0	0.00	0
Held by public		0	0
<b>Total - D</b>	<b>0</b>	<b>0</b>	<b>0</b>
<b>Outstanding convertible securities:-</b>			
	<b>No. of outstanding securities</b>	<b>As a % of total no. of outstanding convertible securities</b>	<b>As a % of total no. of shares of the company, assuming full conversion of the convertible securities</b>
Held by promoter/promoter group		0	0
Held by public		0	0
<b>Total - E</b>	<b>0</b>	<b>0</b>	<b>0</b>
<b>Warrants:-</b>			
	<b>No. of warrants</b>	<b>As a % of total no. of warrants</b>	<b>As a % of total no. of shares of the company, assuming full conversion of warrants</b>
Held by promoter/promoter group		0	0
Held by public		0	0
<b>Total - F</b>	<b>0</b>	<b>0</b>	<b>0</b>
<b>Total paid-up capital of the company, assuming full conversion of warrants and convertible securities</b>		<b>69533333</b>	




Statement Showing Shareholding Pattern								
Category code	Category of Shareholder	Number of Shareholders	Table (I)(a)		Total shareholding as a percentage of total number of shares		Shares Pledged or otherwise encumbered	
			Total number of shares	Number of shares held in dematerialized form	As a percentage of (A+B) <sup>1</sup>	As a percentage of (A+B+C)	Number of shares	As a percentage
(I)	(II)	(III)	(IV)	(V)	(VI)	(VII)	(VIII)	(IX)=(VIII)/(IV)*100
<b>(A)</b>	<b>Shareholding of Promoter and</b>							
<b>1</b>	<b>Indian</b>							
(a)	Individuals/ Hindu Undivided Family	6	1855754	1855754	2.67	2.67	0	0.00
(b)	Central Government/ State Government(s)	0	0	0	0.00	0.00	0	0.00
(c)	Bodies Corporate	0	0	0	0.00	0.00	0	0.00
(d)	Financial Institutions/ Banks	0	0	0	0.00	0.00	0	0.00
(e)	Any Others(Specify)	0	0	0	0.00	0.00	0	0.00
(e-i)	Directors	0	0	0	0.00	0.00	0	0.00
(e-ii)	Director Relatives	0	0	0	0.00	0.00	0	0.00
(e-iii)	Person Acting in Concern	0	0	0	0.00	0.00	0	0.00
	<b>Sub Total(A)(1)</b>	<b>6</b>	<b>1855754</b>	<b>1855754</b>	<b>2.67</b>	<b>2.67</b>	<b>0</b>	<b>0.00</b>
<b>2</b>	<b>Foreign</b>							
a	Individuals (Non-Residents Individuals/ Foreign Individuals)	0	0	0	0.00	0.00	0	0.00
b	Bodies Corporate	0	0	0	0.00	0.00	0	0.00
c	Institutions	0	0	0	0.00	0.00	0	0.00
d	Qualified Foreign Investor	0	0	0	0.00	0.00	0	0.00
e	Any Others(Specify)	0	0	0	0.00	0.00	0	0.00
e-i		0	0	0	0.00	0.00	0	0.00
e-ii		0	0	0	0.00	0.00	0	0.00
	<b>Sub Total(A)(2)</b>	<b>0</b>	<b>0</b>	<b>0</b>	<b>0.00</b>	<b>0.00</b>	<b>0</b>	<b>0.00</b>
	<b>Total Shareholding of Promoter and</b>	<b>6</b>	<b>1855754</b>	<b>1855754</b>	<b>2.67</b>	<b>2.67</b>	<b>0</b>	<b>0.00</b>



<b>(B)</b>	<b>Public shareholding</b>						
<b>I</b>	<b>Institutions</b>						
(a)	Mutual Funds/ UTI	0	0	0	0.00	0.00	
(b)	Financial Institutions / Banks	0	0	0	0.00	0.00	
(c)	Central Government/ State Government(s)	0	0	0	0.00	0.00	
(d)	Venture Capital Funds	0	0	0	0.00	0.00	
(e)	Insurance Companies	0	0	0	0.00	0.00	
(f)	Foreign Institutional Investors	3	800453	800453	1.15	1.15	
(g)	Foreign Venture Capital Investors	0	0	0	0.00	0.00	
(h)	Qualified Foreign Investor	0	0	0	0.00	0.00	
(i)	Any Other (specify)	0	0	0	0.00	0.00	
(i-i)		0	0	0	0.00	0.00	
(i-ii)		0	0	0	0.00	0.00	
	<b>Sub-Total (B)(1)</b>	<b>3</b>	<b>800453</b>	<b>800453</b>	<b>1.15</b>	<b>1.15</b>	
<b>B 2</b>	<b>Non-institutions</b>						
(a)	Bodies Corporate	202	36484903	36484903	52.47	52.47	
(b)	Individuals	0	0	0	0.00	0.00	
I	Individuals -i. Individual shareholders holding nominal share capital up to Rs 1 lakh	3248	11711125	11711125	16.84	16.84	
II	ii. Individual shareholders holding nominal share capital in excess of Rs. 1 lakh.	31	16861983	16861983	24.25	24.25	
(c)	Qualified Foreign Investor	0	0	0	0.00	0.00	
(d)	Any Other (specify)	0	0	0	0.00	0.00	
(d-i)	NRI (Repat & Non Repat)	15	509926	509926	0.73	0.73	
(d-ii)	OCB's	0	0	0	0.00	0.00	
(d-iii)	Trust	0	0	0	0.00	0.00	
(d-iv)	Hindu Undivided Family	132	1283287	1283287	1.85	1.85	
(d-v)	Employee	0	0	0	0.00	0.00	
(d-vi)	Clearing Members	7	25902	25902	0.04	0.04	
	<b>Sub-Total (B)(2)</b>	<b>3635</b>	<b>66877126</b>	<b>66877126</b>	<b>96.18</b>	<b>96.18</b>	<b>0</b>
<b>(B)</b>	<b>Total Public Shareholding (B)= (B)(1)+(B)(2)</b>	<b>3638</b>	<b>67677579</b>	<b>67677579</b>	<b>97.33</b>	<b>97.33</b>	
	<b>TOTAL (A)+(B)</b>	<b>3644</b>	<b>69533333</b>	<b>69533333</b>	<b>100.00</b>	<b>100.00</b>	
<b>(C)</b>	<b>Shares held by Custodians and against which Depository Receipts have been issued</b>						
1	Promoter and Promoter Group	0	0	0	0.00	0	0.00
2	Public	0	0	0	0.00	0	0.00
	<b>Sub-Total (C)</b>	<b>0</b>	<b>0</b>	<b>0</b>	<b>0</b>	<b>0</b>	<b>0.00</b>
	<b>GRAND TOTAL (A)+(B)+(C)</b>	<b>3644</b>	<b>69533333</b>	<b>69533333</b>	<b>100.00</b>	<b>0</b>	<b>0.00</b>




Notes	
1	The old board of directors (BoD) of SVC irregularly allotted 1,08,44,426 Equity Shares on May 8, 2013 to its Promoters, their relatives and associate companies. The Company Law Board vide its order dated June 12, 2013 freezed the voting rights on these shares.
2	The old board of directors (BoD) of SVC further irregularly allotted 2,97,00,000 Equity Shares on August 5, 2013 to one of its associate company Subh Tex (India) Limited. The Bombay High Court vide its order dated August 26, 2013 has kept the allotment of these shares in abeyance.
3	The company has filed a Company Petition No. 10 of 2014 before Company Law Board for cancellation of all irregular allotment.
4	The above irregularly allotted shares have not been considered while preparing this shareholding pattern.



(I)(b) Statement showing holding of securities (including shares, warrants, convertible securities) of persons belonging to the category "Promoter and Promoter Group"


Sr. No.	Name of the shareholder	Details of Shares held		Encumbered shares (*)			Details of warrants		Details of convertible securities		Total shares (including underlying shares assuming full conversion of warrants and convertible securities) as a % of diluted share capital
		Number of shares held	As a % of grand total (A)+(B)+(C)	No.	As a percentage	As a % of grand total (A)+(B)+(C) of sub-clause (I)(a)	Number of warrants held	As a % total number of warrants of the same class	Number of convertible securities held	As a % total number of convertible securities of the same class	
(I)	(II)	(III)	(IV)	(V)	(VI)=(V)/(III)*100	(VII)	(VIII)	(IX)	(X)	(XI)	(XII)
1	ANKUSH ASHOK GUPTA	0	0.00		0.00	0.00		0		0	
2	ASHOK KUMAR GUPTA	1033020	1.49		0.00	0.00		0		0	
3	AKSHAT A GUPTA	383222	0.55		0.00	0.00		0		0	
4	SIMMI PODDAR	182000	0.26		0.00	0.00		0		0	
5	VINAY PODDAR	150666	0.22		0.00	0.00		0		0	
6	SUSHMA ASHOK GUPTA	106846	0.15		0.00	0.00		0		0	
			0.00		0.00	0.00		0		0	
<b>TOTAL</b>		<b>1855754</b>	<b>2.67</b>	<b>0</b>	<b>0.00</b>	<b>0.00</b>	<b>0</b>	<b>0</b>	<b>0</b>	<b>0</b>	<b>0</b>

(\*) The term "encumbrance" has the same meaning as assigned to it in regulation 28(3) of the SAST Regulations, 2011




**(I)(c)(i) Statement showing holding of securities (including shares, warrants, convertible securities) of persons belonging to the category “Public” and holding more than 1% of the total number of shares**

Sr. No.	Name of the shareholder	Number of shares held	Shares as a percentage of total number of shares {i.e., Grand Total (A)+(B)+(C) indicated in Statement at para (I)(a) above}	Details of warrants		Details of convertible securities		Total shares (including underlying shares assuming full conversion of warrants and convertible securities) as a % of diluted share capital
				Number of warrants held	As a % total number of warrants of the same class	Number of convertible securities held	% w.r.t total number of convertible securities of the same class	
1	LORGAN LIFESTYLE LIMITED	17285658	24.86	0	0	0	0	
2	ROHIT KHULLAR	4999644	7.19	0	0	0	0	
3	GLOBE FINCAP LIMITED	1394267	2.01	0	0	0	0	
4	MOHIT KHULLAR	1675000	2.41	0	0	0	0	
5	YOGESH MADANLAL MALPANI	1860232	2.68	0	0	0	0	
6	GURMINDER PAL SINGH ARNEJA	2433350	3.50	0	0	0	0	
7	VIMAL FINSTOCK PVT LTD	1125000	1.62	0	0	0	0	
			0.00	0	0	0	0	
<b>TOTAL</b>		<b>30773151</b>	<b>44.26</b>	<b>0</b>	<b>0</b>	<b>0</b>	<b>0</b>	<b>0</b>




(I)(c)(ii) Statement showing holding of securities (including shares, warrants, convertible securities) of persons (together with PAC) belonging to the category "Public" and holding more than 5% of the total number of shares of the company

Sr. No.	Name(s) of the shareholder(s) and the Persons Acting in Concert (PAC) with them	Number of shares	Shares as a percentage of total number of shares {i.e., Grand Total (A)+(B)+(C) indicated in Statement at para (I)(a) above}	Details of warrants		Details of convertible securities		Total shares (including underlying shares assuming full conversion of warrants and convertible securities) as a % of diluted share capital
				Number of warrants	As a % total number of warrants of the same class	Number of convertible securities held	% w.r.t total number of convertible securities of the same class	
1	LORGAN LIFESTYLE LIMITED	17285658	24.86	0	0	0	0	
2	ROHIT KHULLAR	4999644	7.19	0	0	0	0	
			0.00	0	0	0	0	
<b>TOTAL</b>		<b>22285302</b>	<b>32.05</b>	<b>0</b>	<b>0</b>	<b>0</b>	<b>0</b>	<b>0</b>




(I)(d) <u>Statement showing details of locked-in shares</u>				
Sr. No.	Name of the shareholder	Number of locked-in shares	Locked-in shares as a percentage of total number of shares {i.e., Grand Total (A)+(B)+(C) indicated in Statement at para (I)(a) above}	Promoter / Promoter Group / Public
	NIL		0.00	
<b>TOTAL</b>		<b>0</b>	<b>0.00</b>	





(II)(a) Statement showing details of Depository Receipts (DRs)

Sr. No.	Type of outstanding DR (ADRs, GDRs, SDRs, etc.)	Number of outstanding DRs	Number of shares underlying outstanding DRs	Shares underlying outstanding DRs as a percentage of total number of shares {i.e., Grand Total (A)+(B)+(C) indicated in Statement at para (I)(a) above}
1	Nil	0	0	0.00
<b>TOTAL</b>		<b>0</b>	<b>0</b>	<b>0.00</b>



(II)(b) Statement showing holding of Depository Receipts (DRs), where underlying shares held by "promoter/promoter group" are in excess of 1% of the total number of shares

Sr. No.	Name of the DR Holder	Type of outstanding DR (ADRs, GDRs, SDRs, etc.)	Number of shares underlying outstanding DRs	Shares underlying outstanding DRs as a percentage of total number of shares {i.e., Grand Total (A)+(B)+(C) indicated in Statement at para (I)(a) above}
1	NIL	0	0	0.00
<b>TOTAL</b>			<b>0</b>	<b>0.00</b>

