



Introductory sub-table (I)(a)


Name of the Company SVC RESOURCES LIMITED			
Scrip Code, Name of the scrip, class of security: 512449, SVCRES, EQUITY			
Quarter ended: September 30, 2014			
Partly paid-up shares:-			
	No. of partly paid-up shares	As a % of total no. of partly paid-up shares	As a % of total no. of shares of the company
Held by promoter/promoter group	0	0.00	0
Held by public		0	0
Total - D	0	0	0
Outstanding convertible securities:-			
	No. of outstanding securities	As a % of total no. of outstanding convertible securities	As a % of total no. of shares of the company, assuming full conversion of the convertible securities
Held by promoter/promoter group		0	0
Held by public		0	0
Total - E	0	0	0
Warrants:-			
	No. of warrants	As a % of total no. of warrants	As a % of total no. of shares of the company, assuming full conversion of warrants
Held by promoter/promoter group		0	0
Held by public		0	0
Total - F	0	0	0
Total paid-up capital of the company, assuming full conversion of warrants and convertible securities		69533333	




Statement Showing Shareholding Pattern								
Category code	Category of Shareholder	Number of Shareholders	Table (I)(a)		Total shareholding as a percentage of total number of shares		Shares Pledged or otherwise encumbered	
			Total number of shares	Number of shares held in dematerialized form	As a percentage of (A+B) ¹	As a percentage of (A+B+C)	Number of shares	As a percentage
(I)	(II)	(III)	(IV)	(V)	(VI)	(VII)	(VIII)	(IX) = (VIII)/(IV)*100
(A)	Shareholding of Promoter and							
1	Indian							
(a)	Individuals/ Hindu Undivided Family	6	1281992	1281992	1.84	1.84	0	0.00
(b)	Central Government/ State Government(s)	0	0	0	0.00	0.00	0	0.00
(c)	Bodies Corporate	0	0	0	0.00	0.00	0	0.00
(d)	Financial Institutions/ Banks	0	0	0	0.00	0.00	0	0.00
(e)	Any Others(Specify)	0	0	0	0.00	0.00	0	0.00
(e-i)	Directors	0	0	0	0.00	0.00	0	0.00
(e-ii)	Director Relatives	0	0	0	0.00	0.00	0	0.00
(e-iii)	Person Acting in Concern	0	0	0	0.00	0.00	0	0.00
	Sub Total(A)(1)	6	1281992	1281992	1.84	1.84	0	0.00
2	Foreign							
a	Individuals (Non-Residents Individuals/ Foreign Individuals)	0	0	0	0.00	0.00	0	0.00
b	Bodies Corporate	0	0	0	0.00	0.00	0	0.00
c	Institutions	0	0	0	0.00	0.00	0	0.00
d	Qualified Foreign Investor	0	0	0	0.00	0.00	0	0.00
e	Any Others(Specify)	0	0	0	0.00	0.00	0	0.00
e-i		0	0	0	0.00	0.00	0	0.00
e-ii		0	0	0	0.00	0.00	0	0.00
	Sub Total(A)(2)	0	0	0	0.00	0.00	0	0.00
	Total Shareholding of Promoter and	6	1281992	1281992	1.84	1.84	0	0.00



(B)	Public shareholding							
I	Institutions							
(a)	Mutual Funds/ UTI	0	0	0	0.00	0.00		
(b)	Financial Institutions / Banks	0	0	0	0.00	0.00		
(c)	Central Government/ State Government(s)							
(d)	Venture Capital Funds	0	0	0	0.00	0.00		
(e)	Insurance Companies	0	0	0	0.00	0.00		
(f)	Foreign Institutional Investors	3	800453	800453	1.15	1.15		
(g)	Foreign Venture Capital Investors	0	0	0	0.00	0.00		
(h)	Qualified Foreign Investor	0	0	0	0.00	0.00		
(i)	Any Other (specify)	0	0	0	0.00	0.00		
(i-i)		0	0	0	0.00	0.00		
(i-ii)		0	0	0	0.00	0.00		
	Sub-Total (B)(1)	3	800453	800453	1.15	1.15		
B 2	Non-institutions							
(a)	Bodies Corporate	188	37044779	37044779	53.28	53.28		
(b)	Individuals	0	0	0	0.00	0.00		
I	Individuals -i. Individual shareholders holding nominal share capital up to Rs 1 lakh	3228	12015399	12015399	17.28	17.28		
II	ii. Individual shareholders holding nominal share capital in excess of Rs. 1 lakh.	32	15550238	15550238	22.36	22.36		
(c)	Qualified Foreign Investor	0	0	0	0.00	0.00		
(d)	Any Other (specify)	0	0	0	0.00	0.00		
(d-i)	NRI (Repat & Non Repat)	15	512476	512476	0.74	0.74		
(d-ii)	OCB's	0	0	0	0.00	0.00		
(d-iii)	Trust	0	0	0	0.00	0.00		
(d-iv)	Hindu Undivided Family	134	2240387	2240387	3.22	3.22		
(d-v)	Employee	0	0	0	0.00	0.00		
(d-vi)	Clearing Members	3	87609	87609	0.13	0.13		
	Sub-Total (B)(2)	3600	67450888	67450888	97.01	97.01	0	
(B)	Total Public Shareholding (B)= (B)(1)+(B)(2)	3603	68251341	68251341	98.16	98.16		
	TOTAL (A)+(B)	3609	69533333	69533333	100.00	100.00		
(C)	Shares held by Custodians and against which Depository Receipts have been issued							
1	Promoter and Promoter Group	0	0	0		0.00	0	0.00
2	Public	0	0	0		0.00	0	0.00
	Sub-Total (C)	0	0	0		0	0	0.00
	GRAND TOTAL (A)+(B)+(C)	3609	69533333	69533333		100.00	0	0.00



Notes	
1	The old board of directors (BoD) of SVC irregularly allotted 1,08,44,426 Equity Shares on May 8, 2013 to its Promoters, their relatives and associate companies. The Company Law Board vide its Order Dated June 12, 2013 read with Order dated May 10, 2013 freezed these shares.
2	The old board of directors (BoD) of SVC further irregularly allotted 2,97,00,000 Equity Shares on August 5, 2013 to one of its associate company Subh Tex (India) Limited. The Bombay High Court vide its order dated August 26, 2013 has kept the allotment of these shares in abeyance and stated that these shares shall not be used for any purpose.
3	The company has filed a Company Petition No. 10 of 2014 before Company Law Board for cancellation of all irregular allotments.
4	The above irregularly allotted shares have not been considered while preparing this shareholding pattern.



(I)(b) Statement showing holding of securities (including shares, warrants, convertible securities) of persons belonging to the category "Promoter and Promoter Group"

Sr. No.	Name of the shareholder	Details of Shares held		Encumbered shares (*)			Details of warrants		Details of convertible securities		Total shares (including underlying shares assuming full conversion of warrants and convertible securities) as a % of diluted share capital
		Number of shares held	As a % of grand total (A)+(B)+(C)	No.	As a percentage	As a % of grand total (A)+(B)+(C) of sub-clause (I)(a)	Number of warrants held	As a % total number of warrants of the same class	Number of convertible securities held	As a % total number of convertible securities of the same class	
(I)	(II)	(III)	(IV)	(V)	(VI)=(V)/(III)*100	(VII)	(VIII)	(IX)	(X)	(XI)	(XII)
1	ANKUSH ASHOK GUPTA	0	0.00		0.00	0.00		0		0	
2	ASHOK KUMAR GUPTA	1033020	1.49		0.00	0.00		0		0	
3	AKSHAT A GUPTA	68539	0.10		0.00	0.00		0		0	
4	SIMMI PODDAR	32000	0.05		0.00	0.00		0		0	
5	VINAY PODDAR	41587	0.06		0.00	0.00		0		0	
6	SUSHMA ASHOK GUPTA	106846	0.15		0.00	0.00		0		0	
			0.00		0.00	0.00		0		0	
TOTAL		1281992	1.84	0	0.00	0.00	0	0	0	0	0

(*) The term "encumbrance" has the same meaning as assigned to it in regulation 28(3) of the SAST Regulations, 2011




(I)(c)(i) Statement showing holding of securities (including shares, warrants, convertible securities) of persons belonging to the category "Public" and holding more than 1% of the total number of shares

Sr. No.	Name of the shareholder	Number of shares held	Shares as a percentage of total number of shares {i.e., Grand Total (A)+(B)+(C) indicated in Statement at para (I)(a) above}	Details of warrants		Details of convertible securities		Total shares (including underlying shares assuming full conversion of warrants and convertible securities) as a % of diluted share capital
				Number of warrants held	As a % total number of warrants of the same class	Number of convertible securities held	% w.r.t total number of convertible securities of the same class	
1	LORGAN LIFESTYLE LIMITED	19935658	28.67	0	0	0	0	
2	ROHIT KHULLAR	3820204	5.49	0	0	0	0	
3	GLOBE FINCAP LIMITED	1394267	2.01	0	0	0	0	
4	MOHIT KHULLAR	2150000	3.09	0	0	0	0	
5	GURMINDER PAL SINGH ARNEJA	2993357	4.30	0	0	0	0	
6	VIMAL FINSTOCK PVT LTD	1125000	1.62	0	0	0	0	
			0.00	0	0	0	0	
TOTAL		31418486	45.18	0	0	0	0	0



(I)(c)(ii) Statement showing holding of securities (including shares, warrants, convertible securities) of persons (together with PAC) belonging to the category "Public" and holding more than 5% of the total number of shares of the company

Sr. No.	Name(s) of the shareholder(s) and the Persons Acting in Concert (PAC) with them	Number of shares	Shares as a percentage of total number of shares {i.e., Grand Total (A)+(B)+(C) indicated in Statement at para (I)(a) above}	Details of warrants		Details of convertible securities		Total shares (including underlying shares assuming full conversion of warrants and convertible securities) as a % of diluted share capital
				Number of warrants	As a % total number of warrants of the same class	Number of convertible securities held	% w.r.t total number of convertible securities of the same class	
1	LORGAN LIFESTYLE LIMITED	19935658	28.67	0	0	0	0	
2	ROHIT KHULLAR	3820204	5.49	0	0	0	0	
			0.00	0	0	0	0	
TOTAL		23755862	34.16	0	0	0	0	0



(II)(a) Statement showing details of Depository Receipts (DRs)

Sr. No.	Type of outstanding DR (ADRs, GDRs, SDRs, etc.)	Number of outstanding DRs	Number of shares underlying outstanding DRs	Shares underlying outstanding DRs as a percentage of total number of shares {i.e., Grand Total (A)+(B)+(C) indicated in Statement at para (I)(a) above}
1	Nil	0	0	0.00
TOTAL		0	0	0.00



(II)(b) Statement showing holding of Depository Receipts (DRs), where underlying shares held by "promoter/promoter group" are in excess of 1% of the total number of shares

Sr. No.	Name of the DR Holder	Type of outstanding DR (ADRs, GDRs, SDRs, etc.)	Number of shares underlying outstanding DRs	Shares underlying outstanding DRs as a percentage of total number of shares {i.e., Grand Total (A)+(B)+(C) indicated in Statement at para (I)(a) above}
1	NIL	0	0	0.00
TOTAL			0	0.00

